

# Tuff Rib Panels




PROUDLY FINISHED WITH  
**SHERWIN-WILLIAMS®**  
Coil Coatings



Polar White




Parchment



Ivory



Stone



Beige



Tan



Taupe




Dark Brown



Cocoa Brown




Burnished Slate



Desert Brown




Copper Penny




All Steel Red



Colonial Red



HG Red



Berry




Forest Green



Evergreen



Medium Green



Hawaiian Blue



Gallery Blue



Black



Dark Gray



Light Gray



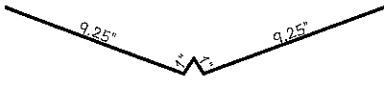
Galvalume

[www.protechsteel.com](http://www.protechsteel.com)

Office: 406.403.7234 • Fax 406.201.3066 • [sales@protechsteel.com](mailto:sales@protechsteel.com)

# Trim Profiles

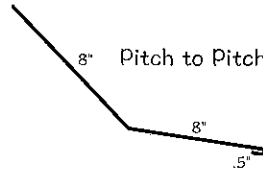
Valley



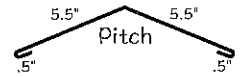
D Eave



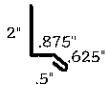
Inside Pitch Break



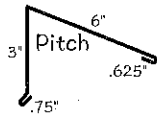
Hip Ridge



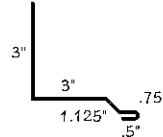
Base Trim



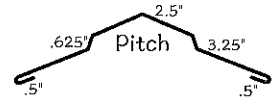
Peak Trim



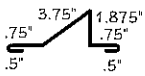
Sidewall



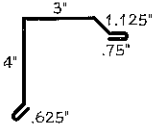
Ridge Cap



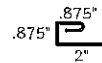
Snow Stop



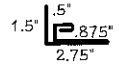
Gable



J Trim



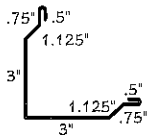
JF Trim



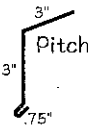
Z Metal



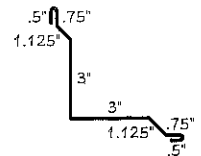
Outside Corner



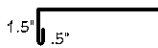
Eave



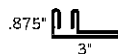
Inside Corner



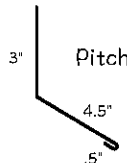
Fascia



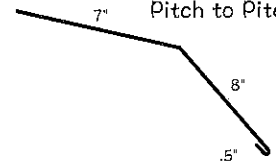
F Trim



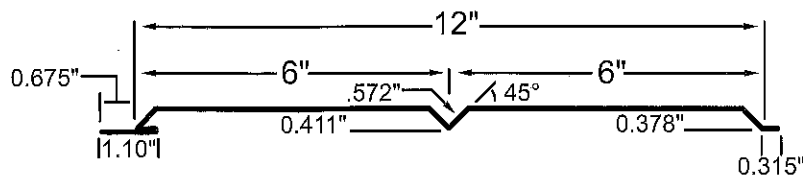
Endwall



Outside Pitch Break



Soffit



Tuff Rib

